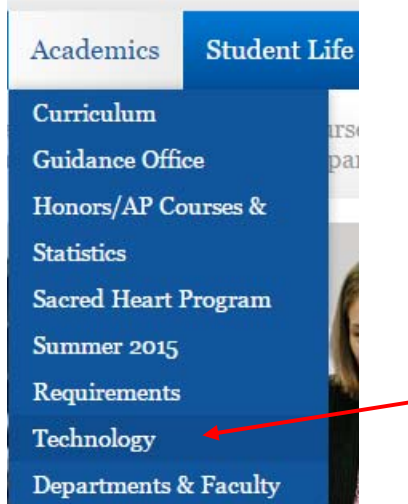




Installing Lanschool

1. Go to the MDSA Technology Page:



2. Click the link to Download Lanschool

Helpful Links!

[Click here](#) to find information on exploring Windows 8.

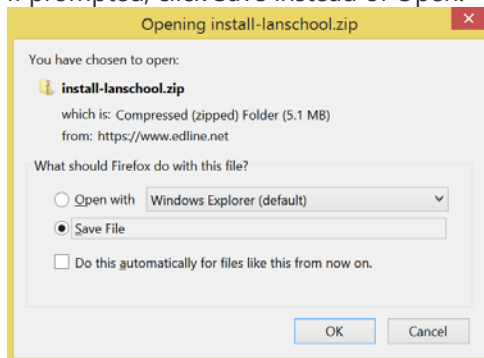
[Click here](#) to access the Summer Checklist for the 1:1 Program

[Click Here](#) to download Lanschool

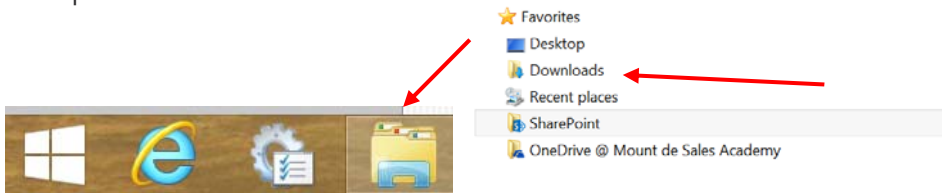
[Lanschool Guide](#)

[Microsoft 365 Guide](#)

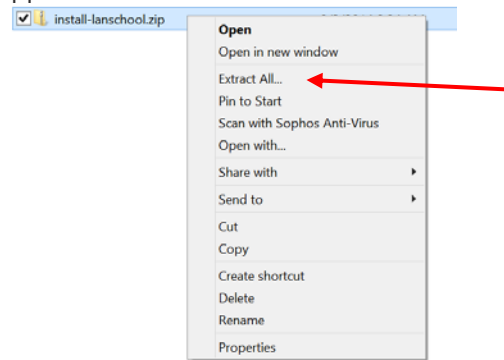
3. If prompted, click Save instead of Open.



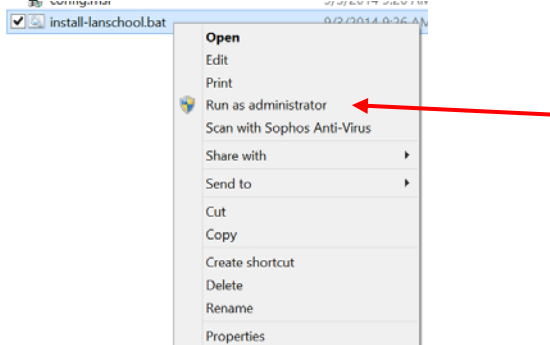
- Browse to your downloads folders and locate the install-lanschool file. To get to the folder click the file explorer icon then Downloads



- Right Click Install-Lanschool and Select Extract All. Click Extract when the extraction windows appears



- Right Click the install-lanschool.bat file and select run as administrator.



- A black setup window will appear briefly then close. After the window appears, verify that Lanschool is installed by looking for the Lanschool icon in your System Tray by the clock

